

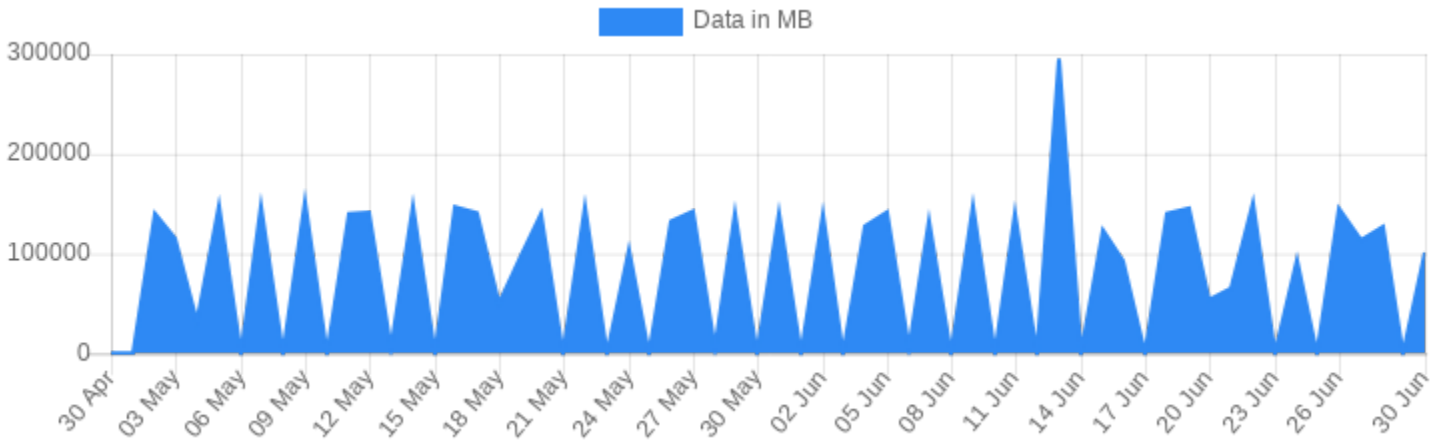


Demo

Executive Report - Operations View

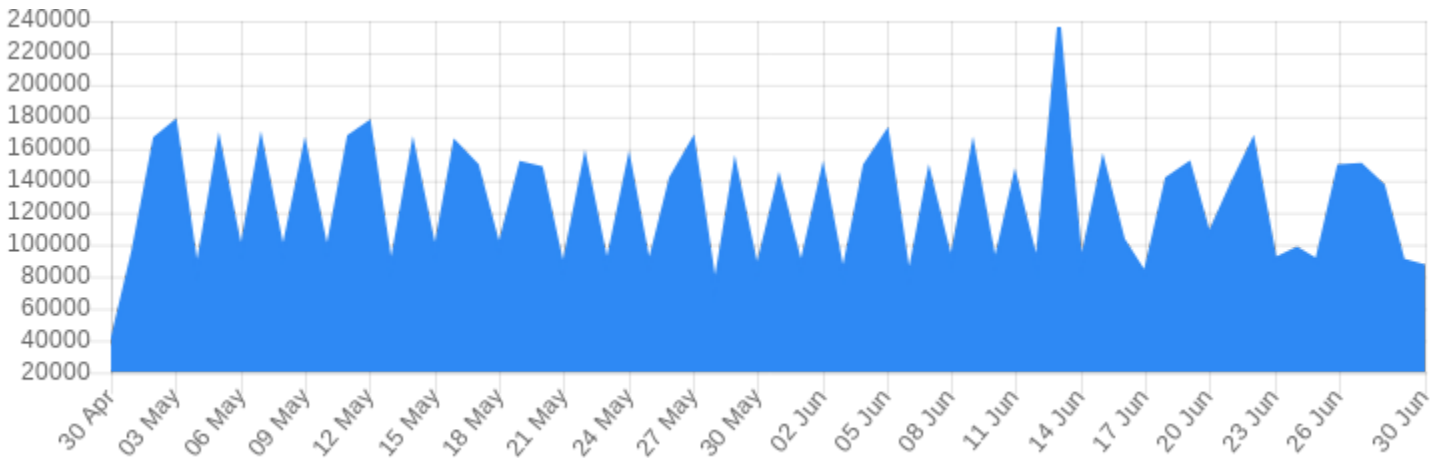
Saturday, April 30, 2022 EDT - Thursday, June 30, 2022 EDT

Data Transfer Trend




Number of Flows Trend

This trending chart gives you an overview about the flows in your organization .



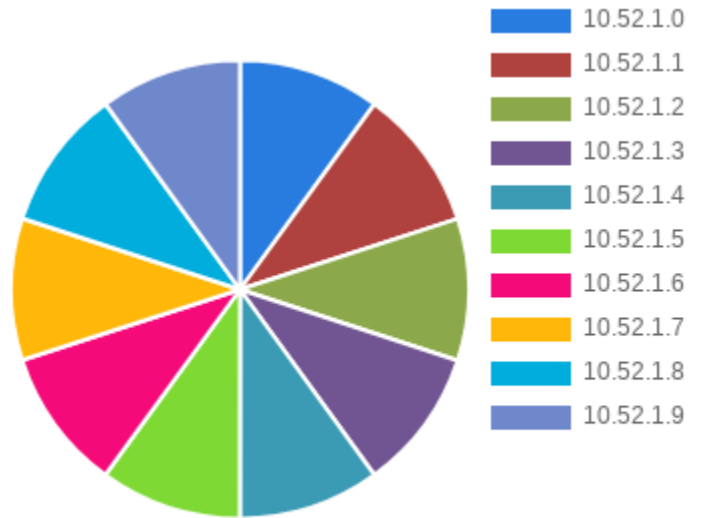
Top Sources By Data Upload(in MB)

Source	%	Traffic
www.potentialdataexfiltration4.com	47.5	896453.86
www.potentialdataexfiltration8.com	9.3	175161.17
www.potentialdataexfiltration10.com	9.3	175000.01
10.30.8.7	6.4	121119.66
www.potentialdataexfiltration2.com	5.3	100296.97
10.20.8.29	4.9	93318.69
10.20.8.4	4.7	88086.98
www.potentialvulnerability5.com	4.6	85830.79
www.potentialvulnerability2.com	4.6	85830.75
10.20.8.1	3.4	64230.12



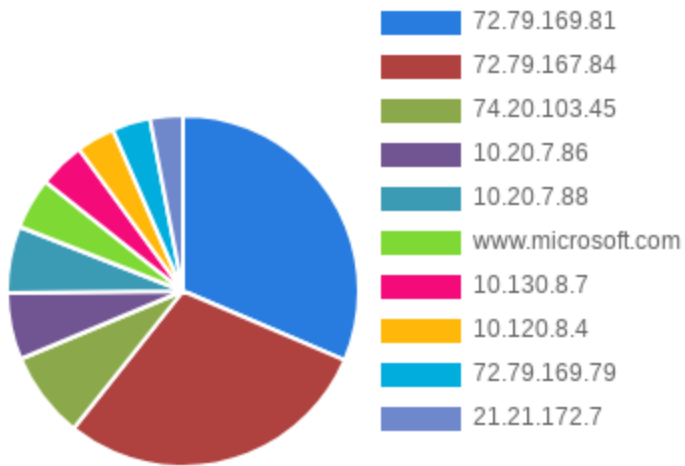
Top Sources By Flows

Source	%	Flow Count
10.52.1.0	10.0	448650
10.52.1.1	10.0	448650
10.52.1.2	10.0	448650
10.52.1.3	10.0	448650
10.52.1.4	10.0	448646
10.52.1.5	10.0	448637
10.52.1.6	10.0	448615
10.52.1.7	10.0	448543
10.52.1.8	10.0	448363
10.52.1.9	10.0	448121



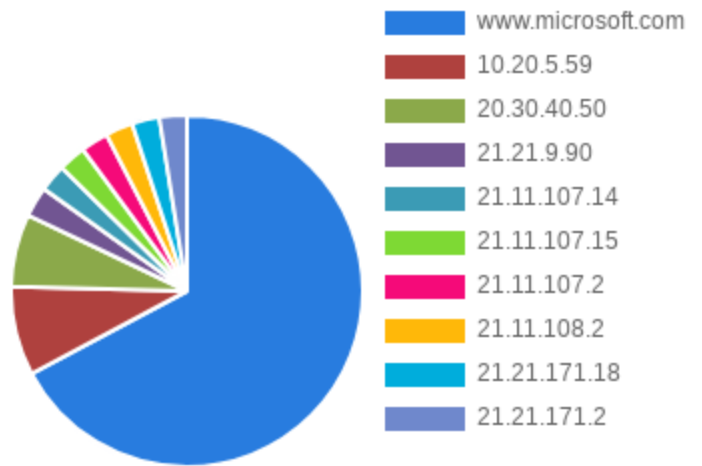
Top Destinations By Data Download(in MB)

Destination	%	Traffic
72.79.169.81	31.4	896453.86
72.79.167.84	29.3	834465.03
74.20.103.45	8.0	227656.87
10.20.7.86	6.1	175161.17
10.20.7.88	6.1	175000.01
www.microsoft.com	4.7	134616.67
10.130.8.7	4.2	121119.66
10.120.8.4	3.5	100933
72.79.169.79	3.5	100296.97
21.21.172.7	3.0	85830.73



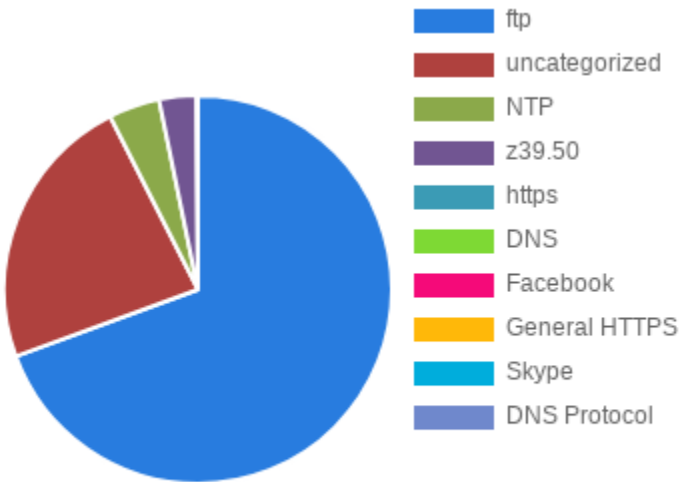
Top Destinations By Flows

Destination	%	Count
www.microsoft.com	67.2	4704011
10.20.5.59	8.2	573624
20.30.40.50	6.7	466346
21.21.9.90	2.8	195915
21.11.107.14	2.5	176463
21.11.107.15	2.5	176463
21.11.107.2	2.5	176463
21.11.108.2	2.5	176463
21.21.171.18	2.5	176463
21.21.171.2	2.5	176463



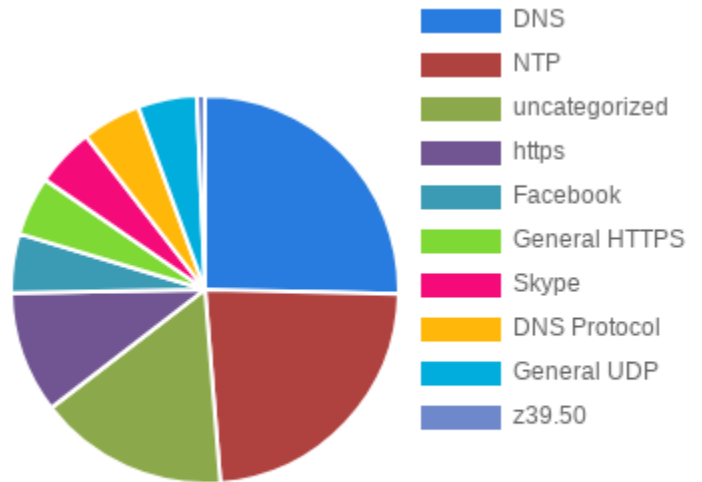
Top Applications By Data Transfer(in MB)

Application	%	Traffic
ftp	69.4	1911622.04
uncategorized	23.1	636150.22
NTP	4.3	117342.85
z39.50	3.1	85835.41
https	0.1	1490.52
DNS	0.0	1247.25
Facebook	0.0	64.17
General HTTPS	0.0	64.17
Skype	0.0	64.17
DNS Protocol	0.0	64.17



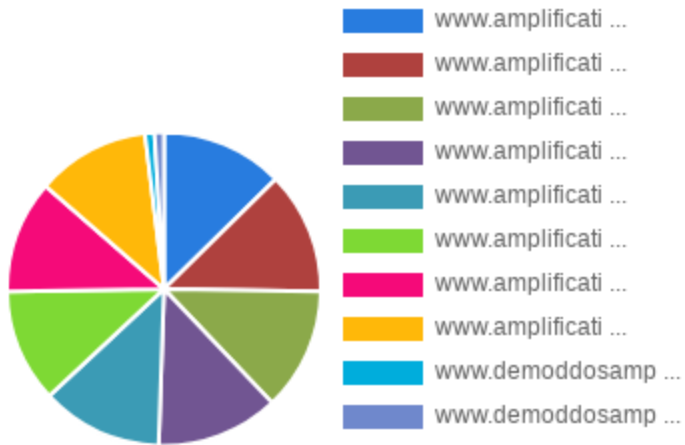
Top Applications By Flows

Application	%	Flow Count
DNS	25.4	2311594
NTP	23.4	2128697
uncategorized	15.8	1443263
https	10.1	923627
Facebook	4.9	448559
General HTTPS	4.9	448557
Skype	4.9	448547
DNS Protocol	4.9	448546
General UDP	4.9	448543
z39.50	0.7	61237



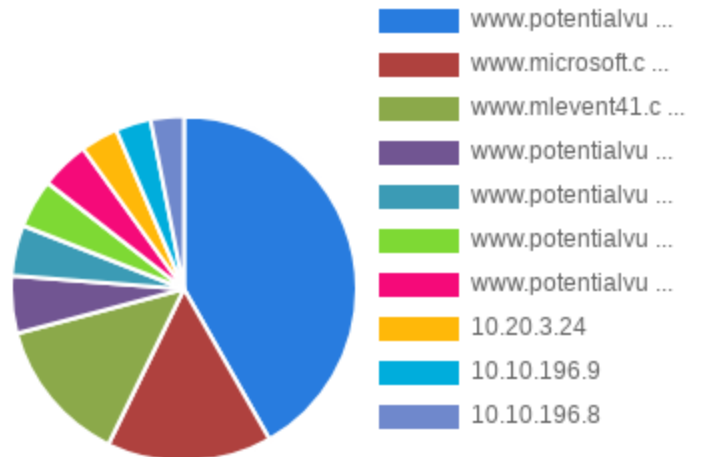
Top Allowed Website Visits

Web Site	%	Visits
www.amplificationseq3.com	12.6	66312
www.amplificationseq.com	12.6	66312
www.amplificationseq2.com	12.6	66312
www.amplificationseq1.com	12.6	66312
www.amplification.com	12.5	65710
www.amplification2.com	11.7	61213
www.amplification1.com	11.7	61211
www.amplification3.com	11.7	61211
www.demoddosamplification33.com	1.0	5101
www.demoddosamplification211.com	1.0	5101



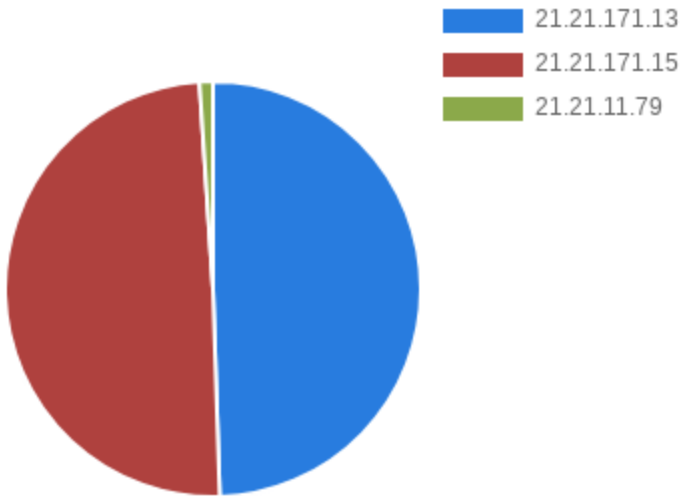
Top Web User Source Flows

User Source	%	Visits
www.potentialvulnerability6.com	41.8	808
www.microsoft.com	15.5	299
www.mlevent41.com	13.6	264
www.potentialvulnerability7.com	5.4	104
www.potentialvulnerability2.com	4.8	92
www.potentialvulnerability5.com	4.5	88
www.potentialvulnerability.com	4.5	88
10.20.3.24	3.5	68
10.10.196.9	3.3	64
10.10.196.8	3.1	60



Top Ten Malicious Site Visits

Web Site	%	Visits
21.21.171.13	49.5	570
21.21.171.15	49.5	570
21.21.11.79	1.0	12



Top Hosts Visiting Malicious Sites

User Source	%	Visits
10.20.101.22	13.6	52
10.20.101.15	13.1	50
10.20.101.16	13.1	50
10.20.101.17	13.1	50
10.20.101.18	13.1	50
10.10.17.10	6.8	26
10.10.17.12	6.8	26
10.10.17.13	6.8	26
10.10.17.2	6.8	26
10.10.17.3	6.8	26

